

Presale:

Think Tank Series 2018-1 Trust

November 12, 2018

This presale report is based on information as of Nov. 12, 2018. The ratings shown are preliminary. This report does not constitute a recommendation to buy, hold, or sell securities. Subsequent information may result in the assignment of final ratings that differ from the preliminary ratings.

Preliminary Ratings As Of Nov. 12, 2018

| Class | Preliminary rating | Preliminary amount (mil. A\$) | Minimum credit support (%) | Credit support provided (%) |
|-------|--------------------|-------------------------------|----------------------------|-----------------------------|
| A1 | AAA (sf) | 189.00 | 26.4 | 40.00 |
| A2 | AAA (sf) | 42.84 | 26.4 | 26.40 |
| B | AA (sf) | 20.16 | 19.0 | 20.00 |
| C | A (sf) | 26.46 | 11.6 | 11.60 |
| D | BBB (sf) | 16.38 | 6.4 | 6.40 |
| E | BB+ (sf) | 4.41 | 4.3 | 5.00 |
| F | NR | 10.39 | N/A | 1.70 |
| G | NR | 2.21 | N/A | 1.00 |
| H | NR | 3.15 | N/A | N/A |

Note: The rating on each class of securities is preliminary and subject to change at any time. NR--Not rated. N/A--Not applicable.

Profile

| | |
|---|--|
| Expected closing date | November 2018 |
| Final maturity date | The payment date in April 2051 |
| Collateral | Fully amortizing and interest-only, converting to amortizing floating-rate loans and fixed-rate loans to commercial borrowers, secured by first-registered mortgages over Australian commercial and residential properties. The loans mature no later than 30 months before the final maturity of the notes. |
| Structure type | Small-ticket commercial mortgage-backed, floating-rate, pass-through securities |
| Issuer and trustee | BNY Trust Co. of Australia Ltd. as trustee of Think Tank Series 2018-1 Trust |
| Manager, originator, and special servicer | Think Tank Group Pty Ltd. |

PRIMARY CREDIT ANALYST

Paul Prajogo
Melbourne
(61) 3-9631-2069
paul.prajogo
@spglobal.com

SECONDARY CONTACT

Elizabeth A Steenson
Melbourne
(61) 3-9631-2162
elizabeth.steenson
@spglobal.com

Profile (cont.)

| | |
|--|--|
| Master servicer, standby special servicer, and standby manager | AMAL Asset Management Ltd. |
| Security trustee | BNY Trust (Australia) Registry Ltd. |
| Custodian | BNY Trust Co. of Australia Ltd. |
| Primary credit enhancement | The rated notes have the benefit of subordinated notes and excess spread, if any, will be used to offset losses, in priority to distribution to the beneficiary. |

Supporting Ratings

| | |
|-----------------------------|--------------------------------|
| Liquidity facility provider | Commonwealth Bank of Australia |
| Bank account provider | Commonwealth Bank of Australia |
| Interest-rate swap provider | Commonwealth Bank of Australia |

Loan Pool Statistics As Of Sept. 28, 2018

| | |
|---|-------------|
| Total number of loans | 385 |
| Total value of loans (A\$) | 314,999,571 |
| Current maximum loan size (A\$) | 3,000,000 |
| Average loan size (A\$) | 818,181 |
| Maximum current loan-to-value (LTV) ratio (%) | 75.0 |
| Weighted-average current LTV ratio (%) | 63.9 |
| Weighted-average loan seasoning (months) | 10.9 |

Note: All portfolio statistics are calculated on a consolidated loan basis.

Rationale

The preliminary ratings assigned to the floating-rate small-ticket commercial mortgage-backed securities (CMBS) to be issued by BNY Trust Co. of Australia Ltd. as trustee of Think Tank Series 2018-1 Trust reflect the following factors.

S&P Global Ratings' analysis of the credit risk of the underlying collateral portfolio is based on its "Principles Of Credit Ratings" criteria, published Feb. 16, 2011. However, when there are similar factors that affect borrower performance, as in residential mortgages, we have applied similar assumptions (discussed in more detail under "Credit Assessment"). The credit risk of the underlying collateral portfolio (discussed in more detail under "Credit Assessment") and the credit support provided to each class of rated notes are commensurate with the ratings assigned. Subordination and excess spread provide credit support. The credit support provided to the rated notes is sufficient to cover the assumed losses at the applicable rating stress. Our assessment of credit risk takes into account the underwriting standards and approval process of Think Tank Group Pty Ltd. (Think Tank), and the servicing quality of Think Tank and AMAL Asset Management Ltd. (AMAL) (discussed in more detail under "Origination and Servicing").

We have based our cash-flow analysis on our "Principles Of Credit Ratings" criteria; however,

when there are similar factors that affect borrower performance, as in residential mortgages, we have applied similar assumptions (discussed in more detail under "Cash-Flow Analysis"). The assets can meet timely payment of interest and ultimate payment of principal to the noteholders under the relevant rating stresses. Key factors are the level of subordination provided, the condition that a minimum margin will be maintained on the assets, the provision of a liquidity facility, the principal draw function, the interest-rate swap, and the provision of an extraordinary expense reserve, funded by Think Tank before the issuance of the notes. All rating stresses are made on the basis that the trust does not call the notes at or beyond the call-option date, and that all rated notes must be fully redeemed via the principal waterfall mechanism under the transaction documents.

Our ratings also take into account the counterparty exposure to Commonwealth Bank of Australia (CBA) as liquidity facility provider, bank account provider, and interest-rate swap provider. This counterparty exposure meets S&P Global Ratings' counterparty criteria.

We also have factored into our ratings the legal structure of the trust, which is established as a special-purpose entity and meets our criteria for insolvency remoteness.

Strengths And Weaknesses

Strengths

We have observed the following strength in our analysis of the transaction:

- For the class A1 note, the subordination provided significantly exceeds the level of credit support commensurate with a 'AAA (sf)' rating.

Weaknesses

We observed the following weaknesses in the transaction:

- By current balance, approximately 8.4% of the loans in the portfolio are to borrowers with unfavorable credit histories. Market experience has shown us that such borrowers are more likely than the general population to default. S&P Global Ratings assumes higher default frequencies for loans to such borrowers.
- Approximately 40.0% of the loans in the pool are secured predominantly by commercial properties and have a current loan-to-value (LTV) ratio higher than 65%. S&P Global Ratings views LTV ratios as a key determinant of credit risk in small-ticket CMBS transactions and adjusts credit support upward for loans that are predominantly exposed to commercial properties with current LTV ratio greater than 65%.
- About 25.4% of the loans in the portfolio are to borrowers whose income has not been fully verified. These borrowers' income, savings, credit history, and debt-servicing assessments have been verified through alternative sources, such as trading bank statements. S&P Global Ratings has assumed a higher default frequency for these loans in its calculation of credit support for the corresponding rating levels.
- Approximately 68.7% of the loans in the pool are currently in their interest-only periods, which introduces a potential shock to borrowers when the loans convert to principal-and-interest payments. S&P Global Ratings applies a higher default frequency to loans with interest-only periods.

Presale: Think Tank Series 2018-1 Trust

- Approximately 59.4% of the pool is loans to investors. S&P Global Ratings assumes the default frequency on these loans is higher to reflect the potential greater risk of default compared with loans for home purchase.
- The loan contracts do not include performance covenants such as debt-service cover ratios, and are not subject to an annual review. This could limit Think Tank's ability to respond to adverse movements in the financial position of borrowers before loans fall into arrears.

Notable Features

Loans to self-managed superannuation funds borrowers

About 16.6% of the loans in the portfolio have been advanced to self-managed superannuation funds (SMSFs). Although SMSF loans are limited-recourse lending, the risk of this affecting borrowers' payment behavior is somewhat mitigated by features such as personal guarantees being provided by SMSF members for every loan to an SMSF in the asset pool. A strong, well-documented personal guarantee contains features that create the full-recourse characteristics that are typically exhibited in a first-registered full-recourse residential mortgage. The SMSF loans by Think Tank have fairly standard terms, conditions, and loan characteristics. In the absence of a substantial track record and performance data on SMSF loans, S&P Global Ratings has applied an additional adjustment in its credit-support calculation.

Class C, class D, and class E notes coupon

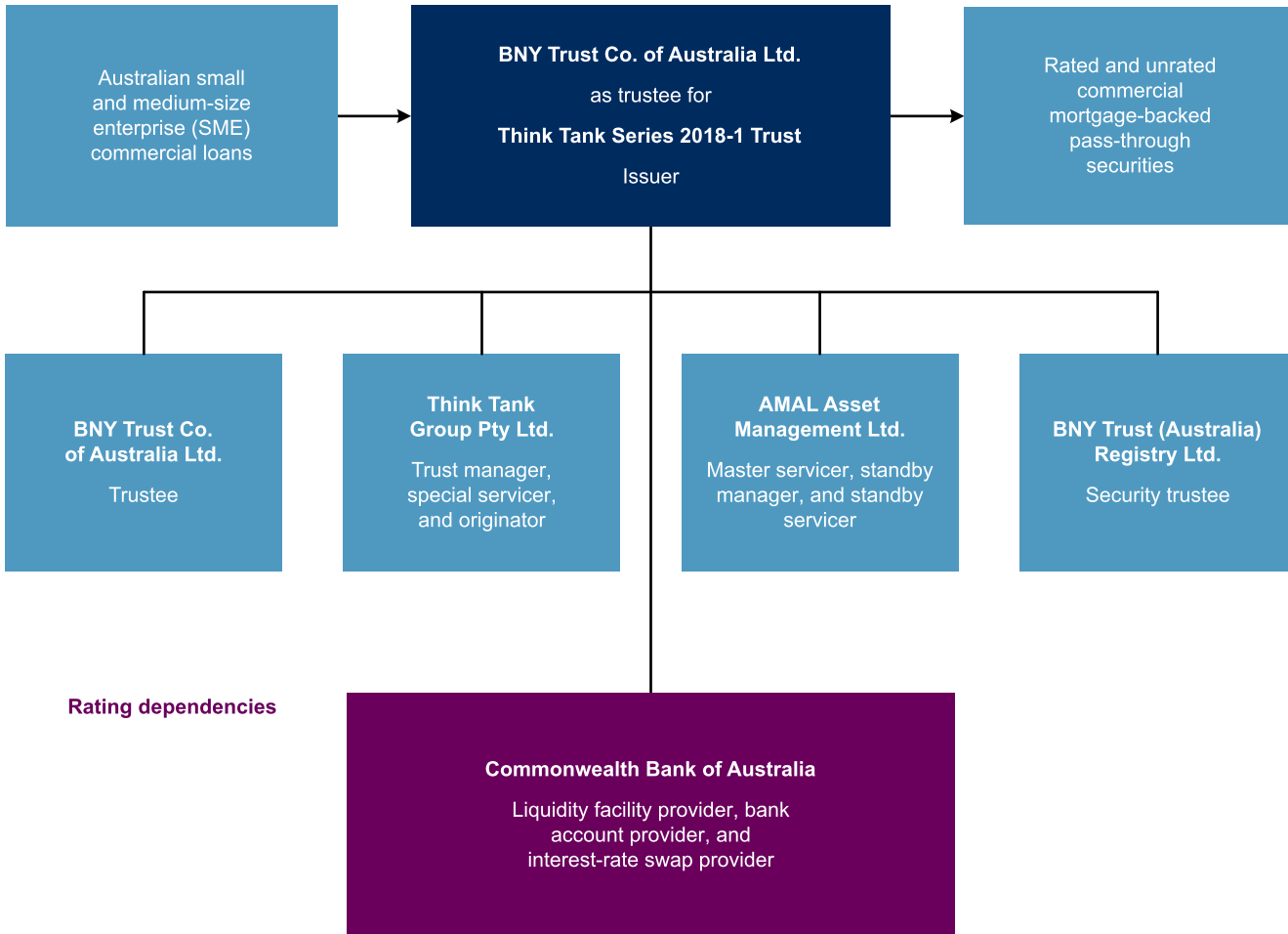
From the call-option date, the margins on the class C, class D, and class E notes will step down and be paid on the invested amount of the notes as a senior interest component. There is also a residual interest component that is subordinated in the interest waterfall, and has no access to the liquidity support in the transaction. S&P Global Ratings' ratings on the class C, class D, and class E notes do not address the payment of the residual interest amount.

Transaction Structure

The structure of the transaction is shown in chart 1.

Chart 1

Think Tank Series 2018-1 Trust Transaction Structure



Copyright © 2018 by Standard & Poor's Financial Services LLC. All rights reserved.

We understand that transaction counsel will lodge the relevant financing statements on the Personal Property Securities Register in connection with the security interest.

Note Terms And Conditions

Interest payments

All classes of rated notes are floating-rate, pass-through securities, paying a margin over one-month bank-bill swap rate (BBSW) on the invested amount of the notes. Interest payments are made sequentially to each class of notes rated. A step-up margin will apply to the class A1 notes if the notes are not called on the call-option date. The coupon to the unrated class F, class G, and class H noteholders ranks subordinate to the reimbursement of charge-offs to all notes.

S&P Global Ratings' ratings on all notes address the timely interest and ultimate principal repayment on the rated notes. However, S&P Global Ratings' ratings on the class C, class D, and class E notes do not address the payment of the residual interest amount on the class C, class D, and class E notes.

The trustee can elect to call the notes in full at their invested amounts on or after the call-option date. The call-option date is the earlier of three years from the settlement date and the payment date on which the outstanding pool balance is less than 30% of the initial balance. S&P Global Ratings' ratings do not address the likelihood of repayment of the rated notes on the call-option date.

Principal allocation

Principal collections--after application as principal draws, if necessary, to cover any income shortfalls or to fund redraws--will be passed through to noteholders on a sequential-payment basis except for class A1 notes and A2 notes, for which principal is paid *pari passu*. The transaction can convert to a pro-rata payment structure, in which principal would be passed through to each rated class of notes (see "Pro-rata paydown triggers" for more detail) if the principal step-down tests are met. If these tests are not met, then principal collections are passed through to each class of notes sequentially, as described above. In the pro-rata payment structure, payments to the unrated class F, class G, and class H notes will occur on a sequential basis, after repayment of all of the rated notes.

The transaction features a turbo mechanism that applies only after the call-option date, when available excess spread less the applicable rate for tax will be applied to pay down the notes. The manager will maintain an amortization ledger, and record any amounts credited to and debited from the ledger.

Given the pass-through nature of the notes, the actual date on which the principal amount of the notes will be fully repaid will be determined by the actual prepayment rate experience on the loan portfolio. As a result, the risk of mortgage prepayments is borne by the noteholders.

Loss allocation

Charge-offs will be first allocated to the amortization ledger, then to the class H notes until their outstanding balance is reduced to zero, followed by the class G, class F, class E, class D, class C, class B, class A2, then the class A1 notes. Under the transaction structure, any charge-offs are to be reimbursed in the reverse order, excluding the amortization ledger.

Pro-rata paydown triggers

The triggers to allow pro-rata paydown are:

- The payment date falls on or after the second anniversary of the issue date but before the third anniversary of the issue date;
- The credit support provided to the class A2 notes is at least double the credit support provided to that note at issue date;
- The average arrears of mortgage loans that are greater than 60 days do not exceed 3.5% of the portfolio;
- There are no carryover charge-offs outstanding on any class of notes;

- There are no principal draws outstanding;
- There are no liquidity facility draws outstanding; and
- The outstanding mortgage balance is at least 30% of the original mortgage balance.

Rating-Transition Analysis

The primary rating-transition risk is any deterioration in the credit quality and performance of the underlying loan pool to the extent that it affects the full and timely repayment of principal and interest. This would directly affect the ability of the issuer trust to meet its obligations.

We consider there to be a low risk that we will lower our ratings in response to lowering our ratings on supporting parties. The liquidity facility agreement and the interest-rate swap documentation contain a requirement for the counterparty to post collateral or replace itself as counterparty if its rating falls below the prescribed threshold.

The collections account must be maintained with an appropriately rated bank. If we lower our rating on the provider of this account, then the deposits held must be transferred to another appropriately rated institution.

These mechanisms are consistent with our counterparty rating criteria.

Scenario analysis: Property market value decline

S&P Global Ratings performed a scenario analysis to determine the potential impact on the ratings at transaction close if the values of every security property decreased by 10%. We applied a haircut of 10% to the original property values and increased the LTV ratios for this impact. Note that this scenario does not take into account potential increases or decreases in the security property value compared with its original value, and does not consider cash-flow analysis and, therefore, the potential use of excess spread to cover losses. The implied credit assessments are set out in table 1.

Table 1

Minimum Credit Support For Credit Losses And Implied Credit Assessments Under The Scenario

| Class | Minimum credit support for credit losses (%) | Implied credit assessment |
|-------|--|---------------------------|
| A1 | 42.68 | aa+ |
| A2 | 42.68 | a+ |
| B | 31.27 | a |
| C | 19.53 | bbb |
| D | 11.13 | bb- |
| E | 7.57 | b+ |

Note: Implied credit assessment based on subordination only.

Origination And Servicing

The quality of the origination, underwriting, and servicing of the loans can affect the performance of the portfolio, and we therefore assess it as part of our credit analysis.

Think Tank originated the small-ticket commercial mortgages to be purchased by the trust. Think Tank, founded in 2005, is an Australian privately owned nonbank financial institution that specializes in commercial property loans to small to medium-size enterprises. Think Tank originates mainly generic small-ticket commercial property types, including retail, industrial, and office. As of October 2018, Think Tank has originated more than A\$1.46 billion in commercial mortgages since it commenced originating in 2006.

Think Tank originates predominately through brokers, with a small percentage of originations through its direct channel. Brokers must be formally accredited, carry personal indemnity insurance, and be a member of a relevant industry body. Think Tank assesses all credit approvals, using experienced commercial property credit analysts. No brokers are involved in the underwriting process. Think Tank regularly conducts quality assurance on a sample of the originated loans with the completion of hindsight reviews.

The loan pool, by current balance, consists of 25.4% low-documentation loans, which are composed of 21.1% "medium-documentation" and 4.3% "quick-documentation" products. Income is self-certified for the low-documentation products, and trading bank accounts, Australian Taxation Office portal statements, as well as statement of assets and liabilities are required to assess borrowers' income, savings, credit history, or debt-servicing ability. An accountant's letter confirming a borrower's capacity to service the loan is also required for medium-documentation loans. Credit checks and full valuations are performed on all loans, and all loans have title insurance.

Depending on the level of verification for each product, S&P Global Ratings has adjusted the minimum credit support for the transaction to reflect the level of verification performed to establish a borrower's savings, income, credit history, and ability to service the loan.

Think Tank performs the special servicing and trust manager role for the transaction. In its role as special servicer, Think Tank is responsible for monitoring and managing delinquencies and the enforcement process. AMAL would act as back-up special servicing and back-up trust manager for the portfolio in the event that Think Tank needed to be replaced.

Parts of the servicing role are also outsourced to AMAL. AMAL's servicing role includes setting up the loan on the loan-management system, processing direct debit reports, issuing statements, and executing changes on a loan, such as interest-rate changes. The loan-management system is AMAL's ARM.NET. Think Tank has access to a web-based interface called AMAL xChange. S&P Global Ratings currently has a STRONG commercial loan servicer rank assigned to AMAL.

For more information on AMAL's servicing capability, refer to the respective servicer evaluation reports, available on S&P Global Ratings' website, at <http://www.capitaliq.com>.

All repayments made on the mortgage loans will be paid directly into the trust collection account. However, to the extent that Think Tank receives any collections as servicer, the collections must be paid into the collections account of the trust within two days of receipt. The collections account of the trust is to be held with CBA.

Think Tank issued its inaugural small-ticket CMBS deal in 2014, which was fully repaid in December 2015. It was followed by further issuance in 2016 and 2017.

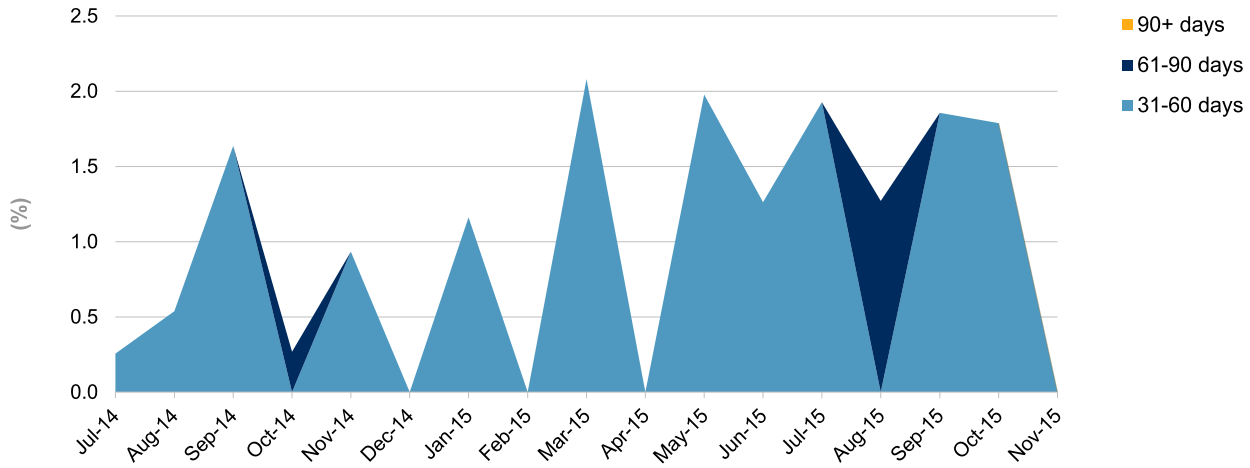
Chart 2, chart 3, and chart 4 illustrate Think Tank Series 2014-1 Trust's, Think Tank Series 2016-1

Presale: Think Tank Series 2018-1 Trust

Trust's, and Think Tank 2017-1 Trust's respective commercial loan portfolio arrears history. Arrears are calculated on a scheduled-payment basis. None of the three trusts has experienced losses to date.

Chart 2

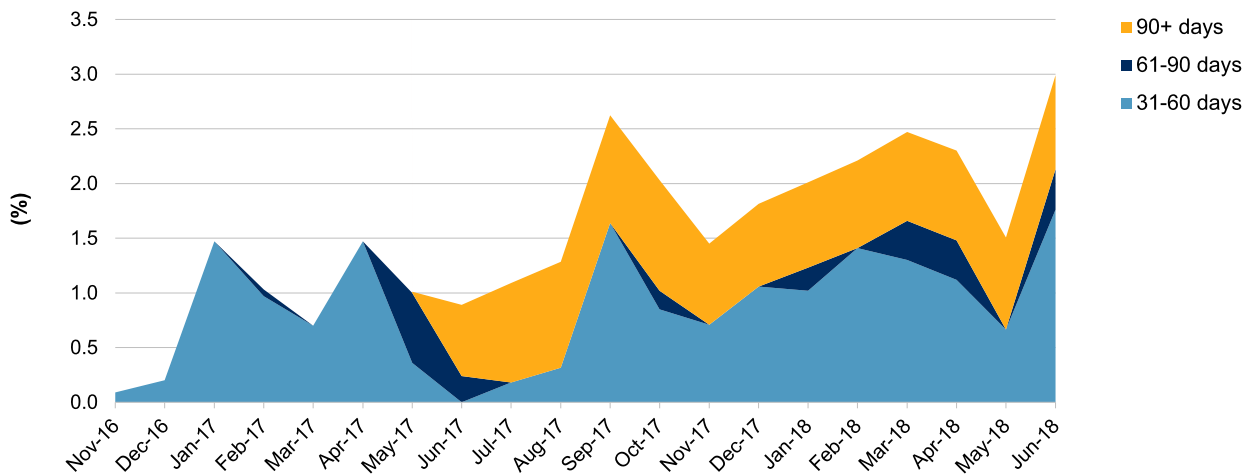
Think Tank Series 2014-1 Trust
Loan balance in arrears



Copyright © 2018 by Standard & Poor's Financial Services LLC. All rights reserved.

Chart 3

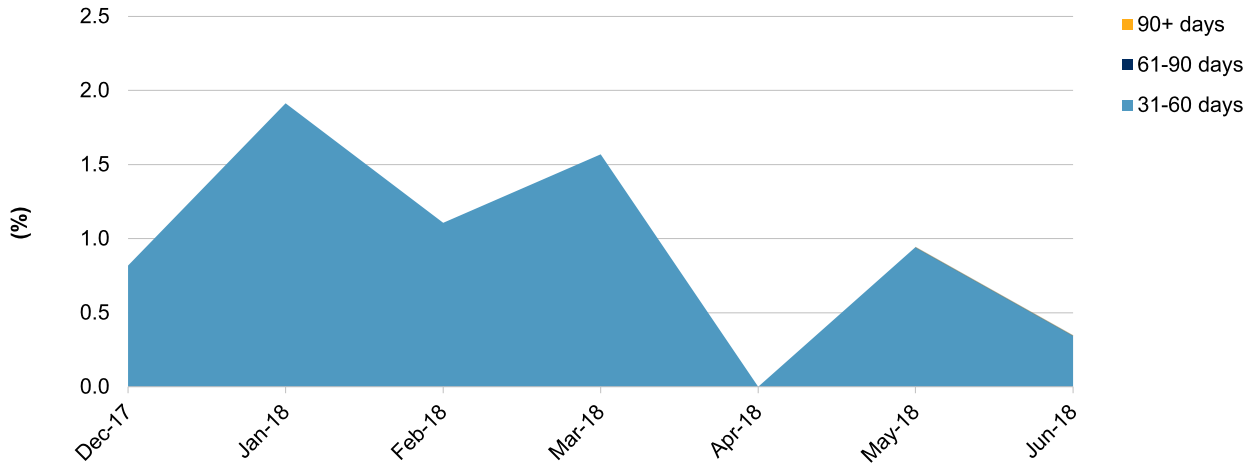
Think Tank Series 2016-1 Trust
Loan balance in arrears



Copyright © 2018 by Standard & Poor's Financial Services LLC. All rights reserved.

Chart 4

Think Tank Series 2017-1 Trust
 Loan balance in arrears



Copyright © 2018 by Standard & Poor's Financial Services LLC. All rights reserved.

Credit Assessment

The portfolio comprises full-documentation and low-documentation commercial mortgage loans secured by commercial or residential freehold properties originated by Think Tank. Think Tank's small-ticket commercial loan finance is available for a commercial purpose and must be secured by a first-registered mortgage over commercial or residential property. This is a closed pool, which means no additional loans will be assigned to the trust after the closing date.

The credit-risk analysis of the underlying collateral portfolio is based on our "Principles Of Credit Ratings" criteria; however, we have applied similar assumptions when there are similar factors that affect borrower performance, such as in residential mortgages.

We believe there is a need for a higher degree of subjective assessment than might be applied in other types of analysis, such as for residential mortgage-backed securities, for example. This is necessary because of the relatively limited historical statistical data; the diversity of products, security, and obligors; and the generally smaller loan pools that have been seen so far in the Australian small-ticket commercial mortgage-backed securities market.

In our operational review of Think Tank, we reviewed its credit processes, policies, procedures, systems, and historical performance. Based on these operational reviews and the performance to date of Think Tank's small-ticket commercial loans, we are able to better understand the originator, the product, and this loan pool, as well as make certain assessments, which we have incorporated into the credit model.

The credit model involves two levels of analysis: loan by loan and transaction-wide. The loan-by-loan analysis begins with a benchmark default-frequency assumption for each loan that differs by rating level and whether the property is commercial or residential. We adjust this up or down by a rating multiple that is dependent on certain loan characteristics, such as the LTV ratio,

asset location, repayment method, and seasoning. The adjustments follow a logical order. The transaction-wide assessment involves consideration of a number of factors, including credit policy, processes, systems, management of the originator and servicer, and the size and diversity of the collateralized loan pool. Based on these factors, S&P Global Ratings may apply a positive or negative pool-wide adjustment.

After we calculate the default probability, we establish the amount of loss in the event of default, which is driven by LTV ratio, assumed market-value decline, recovery costs, and interest expense.

We have different benchmark default-frequency and market-value decline assumptions for commercial properties compared with our RMBS criteria (table 2). This reflects our belief that there are fundamental differences between the asset types that will only be accentuated as the economic environment becomes more stressed. For example, we believe that the commercial property sector has historically demonstrated greater volatility in capital values than residential property. We consequently apply higher market-value decline assumptions to commercial properties than we apply to residential properties. The degree of the difference is based on our industry knowledge in local and offshore markets, including our observations in the limited number of similar deals we have rated in this market. The factors we use to adjust the benchmarks are generally in line with those seen in the RMBS criteria, such as seasoning, repayment method, and asset location. However, other assumptions are more in line with our expectations for commercial properties, such as foreclosure expenses, recovery period, and LTV ratio.

S&P Global Ratings has assessed the dollar amount of credit support outcome at each ratings level, in line with the rating process for other asset classes.

A summary of the credit assessment is outlined in table 2.

Table 2

Summary Credit Assessment

| | AAA | AA | A | BBB | BB+ |
|---|-------|-------|-------|-------|-------|
| (a) Default frequency (%) | 29.88 | 22.75 | 15.64 | 10.38 | 8.15 |
| (b) Loss severity (%) | 88.36 | 83.51 | 74.15 | 61.64 | 52.78 |
| (c) Credit support required (%) | 26.4 | 19.0 | 11.6 | 6.4 | 4.3 |
| Various benchmark assumptions | | | | | |
| Market value decline – commercial property (%) | 65.0 | 63.0 | 58.0 | 51.0 | 46.0 |
| Market value decline – other property (%) | 75.0 | 73.0 | 68.0 | 60.0 | 54.0 |
| Market value decline – residential property (%) | 45.0 | 43.0 | 41.0 | 38.0 | 34.0 |
| Default frequency – commercial property (%) | 13.3 | 10.1 | 6.8 | 4.5 | 2.9 |
| Default frequency – residential property (%) | 10.0 | 7.5 | 5.0 | 3.2 | 2.1 |
| Default frequency – other property (%) | 13.3 | 10.1 | 6.8 | 4.5 | 2.9 |

Other key assumptions are shown in table 3.

Table 3

Additional Assumptions

| | |
|---|----|
| Benchmark LTV ratio – commercial property (%) | 65 |
| Benchmark LTV ratio – other property (%) | 50 |

Table 3

Additional Assumptions (cont.)

| | |
|---|---|
| Benchmark LTV ratio – residential property (%) | 75 |
| Recovery period commercial and other property (months) – less than A\$1 million property value | 24 |
| Recovery period commercial and other property (months) – greater than or equal to A\$1 million property value | 30 |
| Recovery period residential – Metro and inner-city postcode (months) | 12 |
| Recovery period residential – Nonmetro (months) | 18 |
| Foreclosure expenses - commercial and other property | Variable costs of 7.5% |
| Foreclosure expenses – residential property | Variable costs of 5.0%, plus fixed expenses of A\$5,000 |

Table 4 lists the five main default frequency characteristics that have deviated from the benchmark pool.

Table 4

Rating Multiples

| Criteria | Multiple for default frequency against total pool (x) |
|--|---|
| Credit history | 1.127 |
| LTV ratio | 1.082 |
| Reduced documentation: income verification | 1.077 |
| Repayment method | 1.069 |
| Property occupancy | 1.067 |

Eligibility Criteria

The commercial mortgage loans and related securities to be securitized will be subject to documented eligibility criteria that include, but are not limited to:

- A loan secured by a first-ranking mortgage.
- A loan with a maturity date of no later than 30 years after the date of the relevant loan agreement.
- A loan for which the proceeds were fully drawn on settlement.
- An interest-only period not exceeding five-years.
- A loan that requires weekly, fortnightly, or monthly payments until the maturity date of the loan.
- The originator obtained a valuation of the property from a qualified valuer.
- The property type must be industrial property, office property, commercial property, retail property or residential property.
- No loans are delinquent more than 30-days as of the cut-off date.
- The loan is not a construction or bridging loan.

- At the time the mortgage was entered into, it complied in all material respects with all applicable laws.

Loan Pool Profile

The pool as of Sept. 28, 2018, is summarized in table 5. All portfolio statistics are calculated on a consolidated loan basis.

Table 5

Loan Pool Characteristics

| | Value of loans (%) |
|--|--------------------|
| Loan size distribution (A\$) | |
| Less than or equal to 100,000 | 0.1 |
| Greater than 100,000 and less than or equal to 200,000 | 1.5 |
| Greater than 200,000 and less than or equal to 300,000 | 3.7 |
| Greater than 300,000 and less than or equal to 400,000 | 4.6 |
| Greater than 400,000 and less than or equal to 600,000 | 13.4 |
| Greater than 600,000 and less than or equal to 800,000 | 10.1 |
| Greater than 800,000 and less than or equal to 1,000,000 | 10.6 |
| Greater than 1,000,000 and less than or equal to 1,500,000 | 13.6 |
| Greater than 1,500,000 and less than or equal to 3,000,000 | 42.5 |
| Loan-to-value ratio distribution (%) | |
| Less than or equal to 50 | 13.6 |
| Greater than 50 and less than or equal to 60 | 14.0 |
| Greater than 60 and less than or equal to 70 | 48.5 |
| Greater than 70 and less than or equal to 80 | 23.9 |
| Greater than 80 | 0.0 |
| Geographic distribution (by state) | |
| New South Wales | 58.2 |
| Victoria | 23.8 |
| Queensland | 11.7 |
| Western Australia | 2.5 |
| South Australia | 2.2 |
| Tasmania | 0.6 |
| Australian Capital Territory | 0.9 |
| Northern Territory | 0.0 |
| Geographic distribution | |
| Inner city | 2.2 |
| Metropolitan | 82.3 |
| Nonmetropolitan | 15.5 |

Table 5

Loan Pool Characteristics (cont.)

| | Value of loans (%) |
|---|--------------------|
| Documentation type (%) | |
| Full documentation | 74.6 |
| Low documentation | 25.4 |
| Occupancy (%) | |
| Investor | 59.4 |
| Owner-occupied | 24.0 |
| SMSF | 16.6 |
| Seasoning (months) | |
| Less than or equal to six | 29.3 |
| Greater than six and less than or equal to 12 | 42.1 |
| Greater than 12 and less than or equal to 24 | 20.1 |
| Greater than 24 and less than or equal to 36 | 3.8 |
| Greater than 36 and less than or equal to 48 | 3.4 |
| Greater than 48 and less than or equal to 60 | 0.7 |
| Greater than 60 | 0.5 |
| Principal amortization | |
| Interest only for up to five years, reverting to principal amortizing | 68.7 |
| Principal and interest | 31.3 |
| Interest type | |
| Variable-rate loans | 97.9 |
| Up to five-year fixed-rate loans | 2.1 |
| Borrower employment status | |
| Pay-as-you-go borrowers (full or part time) | 20.0 |
| Self-employed borrowers | 80.0 |
| Loan purpose | |
| Purchase exist | 51.5 |
| Refinance | 25.8 |
| Refinance for equity takeout | 22.8 |
| Previous credit impairment | |
| No adverse history | 91.6 |
| One event of default or judgment | 8.1 |
| Two or more events of default or judgment | 0.2 |
| Property type* | |
| Commercial | 75.0 |
| Residential | 19.9 |
| Rural | 0.8 |

Table 5

Loan Pool Characteristics (cont.)

| | Value of loans (%) |
|-------|--------------------|
| Other | 4.3 |

*S&P Global Ratings' classification.

Cash-Flow Analysis

Our cash-flow analysis shows that the transaction has sufficient income to support timely payment of interest and ultimate repayment of principal to the rated notes under various stress scenarios commensurate with the ratings assigned.

Liquidity assessment

If there are insufficient interest collections, then liquidity support to meet senior fees, expenses, and interest on the rated notes is firstly provided through principal draw. An amortizing liquidity facility will be available if interest collections plus principal draws are insufficient.

The liquidity facility to be provided by CBA represents 3.0% of the outstanding aggregate amount of the rated notes, subject to a floor of 10% of its initial limit.

However the above liquidity support will not be available to meet interest shortfalls on the class B, class C, class D, and class E notes if at any time the stated amount of that class of note is less than 95% of its invested amount.

The class A1 and class A2 notes are at no time restricted from the use of liquidity support. The class F, class G, and class H notes are excluded from required payments under the income waterfall, and thus are excluded from any liquidity support at all times.

Extraordinary expense reserve

Think Tank will deposit on the closing date of the transaction an amount of A\$250,000, which is to be held to cover any extraordinary expenses that may arise. This reserve will be maintained and topped up to A\$250,000, where possible, during the life of the transaction from excess spread.

Interest-rate risk

Some 2.1% of the portfolio is made up of loans with an interest rate that is fixed for up to five years. Borrowers can request to convert their variable-rate loans to fixed-rate loans after the closing date. Under the transaction documents, variable-rate loans that convert to fixed-rate loans must be hedged to achieve an interest rate that is not less than a minimum margin of 4.50% over the bank-bill swap rate or be purchased out of the trust. The issuer will enter into a hedging arrangement with CBA to appropriately hedge the interest-rate risk between the fixed-rate mortgage loans and the floating-rate obligations of the trust.

S&P Global Ratings is satisfied that the income received under the fixed interest-rate swaps and the use of the threshold rate mechanism will ensure that there is sufficient yield for the trust to meet its obligations.

Cash-flow modeling assumptions

Based on our cash-flow analysis and stresses, the notes can make full interest and principal payment by the final legal maturity date. Our cash-flow analysis allows us to test the capacity of the transaction's cash flow to support the rated notes under various stress scenarios, repay principal on the notes by their legal final maturity date, and to determine whether the liquidity support, which includes the use of principal draws and a liquidity facility provided by CBA, is sufficient.

The key rating stresses and assumptions modeled at each rating level are:

- Analyzing and modeling the structure of the transaction to include all note balances and margins, trust expenses, liquidity mechanisms within the structure, the priority of payments for both income and principal, and loss mechanism, as described in the transaction documents.
- Default frequency and loss severity assumed at different rating levels.
- The inclusion of a replacement servicer fee of 75 basis points per annum for the life of the transaction--in addition to existing trust expenses--should it be necessary for the current servicer to be replaced.
- A weighted-average borrower rate on loans of at least the greater of the threshold rate required to ensure senior obligations of the trust are met and a defined minimum margin over the bank-bill swap rate of 4.50%.
- The threshold-rate mechanism on the loan pool, which is to be set at a level that will ensure that the issuer has sufficient funds to meet its senior obligations under the transaction documentation.
- Timing of defaults. S&P Global Ratings assumes most defaults would likely occur within the first few years of the transaction. We have run three default curve assumptions (table 6): a front-end default curve whereby most of the expected losses occur earlier in the first few years of the transaction's life, a base-case default curve, and a back-end default curve whereby losses occur later within the first five years of the transaction's life.
- Time to recovery of sale proceeds from defaulted loans. A key driver in the cash-flow model is the time it takes to foreclose and recover monies from the defaulted borrower. We have assumed a recovery period of 25 months.
- Loan prepayment rates. S&P Global Ratings has considered various prepayment rates when modeling the cash flows of the underlying mortgage loans to assess the impact on the ability of the trust to meet its obligations. S&P Global Ratings has modeled a low, constant, and high prepayment rate. The prepayment stresses assumed are shown in table 7.
- Interest rates, by varying the bank-bill swap rate curves at each rating level.
- The sequential and pro-rata principal payment structure of the notes.

Table 6

Assumed Default Curves

| Month | Front-end default curve (%) | Back-end default curve (%) | Base-case default curve (%) |
|-------|-----------------------------|----------------------------|-----------------------------|
| 7 | 10 | - | 10 |
| 12 | 25 | 5 | 15 |

Table 6

Assumed Default Curves (cont.)

| Month | Front-end default curve (%) | Back-end default curve (%) | Base-case default curve (%) |
|-------|-----------------------------|----------------------------|-----------------------------|
| 18 | - | 15 | - |
| 24 | 30 | 25 | 25 |
| 36 | 20 | 25 | 25 |
| 48 | 10 | 15 | 15 |
| 60 | 5 | 10 | 10 |
| 72 | - | 5 | - |

Table 7

Assumed Constant Prepayment Rates (CPR)

| Transaction seasoning | Low CPR scenario (% per year) | Constant CPR scenario (% per year) | High CPR (% per year) |
|-----------------------|-------------------------------|------------------------------------|-----------------------|
| Up to month 12 | 5 | 20 | 20 |
| Month 13 to month 18 | 5 | 20 | 30 |
| Month 19 to month 36 | 5 | 20 | 40 |
| After month 36 | 5 | 20 | 50 |

Note: Total CPR shown is inclusive of voluntary and involuntary (defaults) prepayments.

Legal And Counterparty Risks

In our view, the issuer has features consistent with our criteria on special-purpose entities, including the restriction on objects and powers, debt limitations, independence, and separateness.

The transaction will have counterparty exposure to CBA as a liquidity facility provider, bank account provider, and interest-rate swap provider. The documentation of these roles requires replacement or posting of collateral if the rating of CBA falls below certain levels; these mechanisms are consistent with S&P Global Ratings' counterparty rating criteria.

Related Criteria

- Legal Criteria: Structured Finance: Asset Isolation And Special-Purpose Entity Methodology, March 29, 2017
- Criteria - Structured Finance - General: Global Framework For Assessing Operational Risk In Structured Finance Transactions, Oct. 9, 2014
- Criteria - Structured Finance - RMBS: Assumptions: Australian RMBS Postcode Classification Assumptions, July 10, 2013
- Criteria - Structured Finance - General: Counterparty Risk Framework Methodology And Assumptions, June 25, 2013
- Criteria - Structured Finance - General: Global Derivative Agreement Criteria, June 24, 2013

Presale: Think Tank Series 2018-1 Trust

- General Criteria: Global Investment Criteria For Temporary Investments In Transaction Accounts, May 31, 2012
- Criteria - Structured Finance - RMBS: Australian RMBS Rating Methodology And Assumptions, Sept. 1, 2011
- General Criteria: Principles Of Credit Ratings, Feb. 16, 2011
- Criteria - Structured Finance - RMBS: Methodology And Assumptions For Analyzing The Cash Flow And Payment Structures Of Australian And New Zealand RMBS, June 2, 2010
- General Criteria: Methodology: Credit Stability Criteria, May 3, 2010
- Criteria - Structured Finance - General: Standard & Poor's Revises Criteria Methodology For Servicer Risk Assessment, May 28, 2009

Related Research

- 2018 Outlook Assumptions For The Australian Residential Mortgage Market, Jan. 8, 2018
- An Overview Of Australia's Housing Market And Residential Mortgage-Backed Securities, July 31, 2017
- Australia And New Zealand Structured Finance Scenario And Sensitivity Analysis: Understanding The Effects Of Macroeconomic Factors On Credit Quality, April 17, 2017
- Global Structured Finance Scenario And Sensitivity Analysis 2016: The Effects Of The Top Five Macroeconomic Factors, Dec. 16, 2016
- Rating Australian RMBS That Include Loans to Self-Managed Super Funds, Sept. 6, 2012
- ABS Performance Watch: Australia, published quarterly
- Australian Securitization News, published monthly

The issuer has not informed S&P Global Ratings Australia Pty. Limited whether the issuer is publically disclosing all relevant information about the structured finance instruments that are subject to this rating report or whether relevant information remains non-public.

S&P Global Ratings Australia Pty Ltd holds Australian financial services license number 337565 under the Corporations Act 2001. S&P Global Ratings' credit ratings and related research are not intended for and must not be distributed to any person in Australia other than a wholesale client (as defined in Chapter 7 of the Corporations Act).

Copyright © 2018 by Standard & Poor's Financial Services LLC. All rights reserved.

No content (including ratings, credit-related analyses and data, valuations, model, software or other application or output therefrom) or any part thereof (Content) may be modified, reverse engineered, reproduced or distributed in any form by any means, or stored in a database or retrieval system, without the prior written permission of Standard & Poor's Financial Services LLC or its affiliates (collectively, S&P). The Content shall not be used for any unlawful or unauthorized purposes. S&P and any third-party providers, as well as their directors, officers, shareholders, employees or agents (collectively S&P Parties) do not guarantee the accuracy, completeness, timeliness or availability of the Content. S&P Parties are not responsible for any errors or omissions (negligent or otherwise), regardless of the cause, for the results obtained from the use of the Content, or for the security or maintenance of any data input by the user. The Content is provided on an "as is" basis. S&P PARTIES DISCLAIM ANY AND ALL EXPRESS OR IMPLIED WARRANTIES, INCLUDING, BUT NOT LIMITED TO, ANY WARRANTIES OF MERCHANTABILITY OR FITNESS FOR A PARTICULAR PURPOSE OR USE, FREEDOM FROM BUGS, SOFTWARE ERRORS OR DEFECTS, THAT THE CONTENT'S FUNCTIONING WILL BE UNINTERRUPTED OR THAT THE CONTENT WILL OPERATE WITH ANY SOFTWARE OR HARDWARE CONFIGURATION. In no event shall S&P Parties be liable to any party for any direct, indirect, incidental, exemplary, compensatory, punitive, special or consequential damages, costs, expenses, legal fees, or losses (including, without limitation, lost income or lost profits and opportunity costs or losses caused by negligence) in connection with any use of the Content even if advised of the possibility of such damages.

Credit-related and other analyses, including ratings, and statements in the Content are statements of opinion as of the date they are expressed and not statements of fact. S&P's opinions, analyses and rating acknowledgment decisions (described below) are not recommendations to purchase, hold, or sell any securities or to make any investment decisions, and do not address the suitability of any security. S&P assumes no obligation to update the Content following publication in any form or format. The Content should not be relied on and is not a substitute for the skill, judgment and experience of the user, its management, employees, advisors and/or clients when making investment and other business decisions. S&P does not act as a fiduciary or an investment advisor except where registered as such. While S&P has obtained information from sources it believes to be reliable, S&P does not perform an audit and undertakes no duty of due diligence or independent verification of any information it receives. Rating-related publications may be published for a variety of reasons that are not necessarily dependent on action by rating committees, including, but not limited to, the publication of a periodic update on a credit rating and related analyses.

To the extent that regulatory authorities allow a rating agency to acknowledge in one jurisdiction a rating issued in another jurisdiction for certain regulatory purposes, S&P reserves the right to assign, withdraw or suspend such acknowledgment at any time and in its sole discretion. S&P Parties disclaim any duty whatsoever arising out of the assignment, withdrawal or suspension of an acknowledgment as well as any liability for any damage alleged to have been suffered on account thereof.

S&P keeps certain activities of its business units separate from each other in order to preserve the independence and objectivity of their respective activities. As a result, certain business units of S&P may have information that is not available to other S&P business units. S&P has established policies and procedures to maintain the confidentiality of certain non-public information received in connection with each analytical process.

S&P may receive compensation for its ratings and certain analyses, normally from issuers or underwriters of securities or from obligors. S&P reserves the right to disseminate its opinions and analyses. S&P's public ratings and analyses are made available on its Web sites, www.standardandpoors.com (free of charge), and www.ratingsdirect.com and www.globalcreditportal.com (subscription), and may be distributed through other means, including via S&P publications and third-party redistributors. Additional information about our ratings fees is available at www.standardandpoors.com/usratingsfees.

STANDARD & POOR'S, S&P and RATINGSDIRECT are registered trademarks of Standard & Poor's Financial Services LLC.